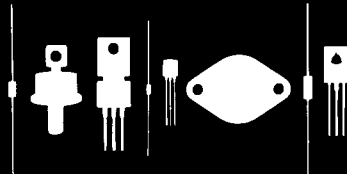


Central
Semiconductor Corp.
Central
Semiconductor Corp.
Central
Semiconductor Corp.
**Central™
Semiconductor Corp.**

145 Adams Avenue
Hauppauge, New York 11788



CR711 CR711F
CR712 CR712F
CR714 CR714F
CR716 CR716F

30 AMP, 100 THRU 600 VOLTS
CENTER TAP RECTIFIER

JEDEC TO-3 CASE

DESCRIPTION

The CENTRAL SEMICONDUCTOR CR711, CR711F Series types are 30 AMP Center Tapped Silicon Power Rectifiers mounted in a hermetically sealed JEDEC TO-3 Case designed for general purpose Rectifier applications.

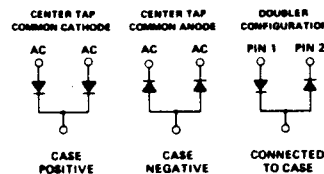
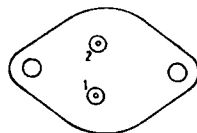
MAXIMUM RATINGS ($T_A=25^\circ\text{C}$ unless otherwise noted)

	CR711	CR712	CR714	CR716	CR711F	CR712F	CR714F	CR716F	UNIT
V_{RRM}	100	200	400	600	100	200	400	600	V
V_R	100	200	400	600	100	200	400	600	V
$V_R(RMS)$	70	140	280	420	70	140	280	420	V
$I_O @ T_C=100^\circ\text{C}$ (Per LEG)	15	15	15	15	15	15	15	15	A
$I_{FSM} @ T_C=100^\circ\text{C}$	250	250	250	250	150	150	150	150	A
T_J, T_{stg}	-65 TO 150								$^\circ\text{C}$
θ_{JC}	1.5								$^\circ\text{C}/\text{W}$

ELECTRICAL CHARACTERISTICS ($T_A=25^\circ\text{C}$ unless otherwise noted)

SYMBOL	TEST CONDITONS	MIN	MAX	UNIT
V_{FM} (CR711 SERIES)	$I_F=15\text{A}$ Per leg		1.2	V
V_{FM} (CR711F SERIES)	$I_F=15\text{A}$ Per leg		1.4	V
I_{RM} (CR711 SEIRES)	$V_R=\text{Rated } V_{RRM}, T_C=100^\circ\text{C}$		1.0	mA
I_{RM} (CR711F SERIES)	$V_R=\text{Rated } V_{RRM}, T_C=100^\circ\text{C}$		5.0	mA
t_{rr} (CR711F SERIES)	$V_F=1.0\text{A}, I_R=2.0\text{A}$		200	ns

Standard Device Is Common Cathode Configuration.
For Common Anode Configuration Add 'A' to Part Number.
For Doubler Configuration Add 'E' to Part Number.



**Central™
Semiconductor Corp.**

145 Adams Avenue
Hauppauge, NY 11788 USA
Tel: (631) 435-1110 • Fax: (631) 435-1824
www.centralsemi.com