

Band switching diode

DAP236U

●Applications

High speed switching

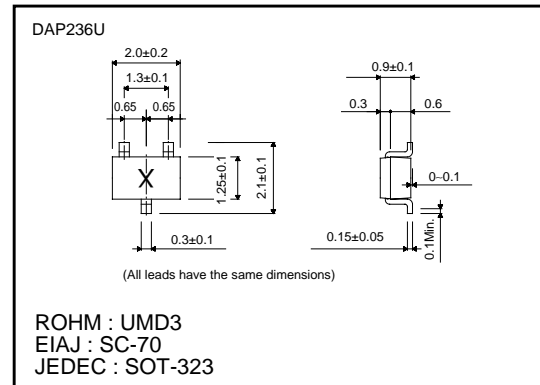
●Features

- 1) Multiple diodes with common anode configuration. (UMD3)
- 2) High reliability.

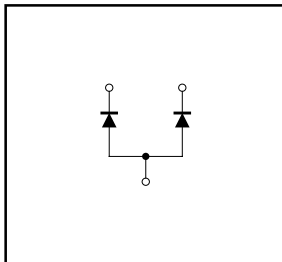
●Construction

Silicon epitaxial planar

●External dimensions (Units : mm)



●Circuit



●Absolute maximum ratings (Ta=25°C)

Parameter	Symbol	Limits	Unit
DC reverse voltage	V_R	35	V
Power dissipation	P	150	mW
Junction temperature	T_J	125	°C
Storage temperature	T_{stg}	-55~+125	°C

●Electrical characteristics (Ta=25°C)

Parameter	Symbol	Min.	Typ.	Max.	Unit	Conditions
Forward voltage	V_F	-	-	1.0	V	$I_F=10\text{mA}$
Reverse current	I_R	-	-	10	nA	$V_R=25\text{V}$
Capacitance between terminals	C_T	-	-	1.2	pF	$V_R=6\text{V}, f=1\text{MHz}$
Forward operating resistance	r_F	-	-	0.90	Ω	$I_F=2\text{mA}, f=100\text{MHz}$

Diodes

●Electrical characteristic curves (Ta=25°C)

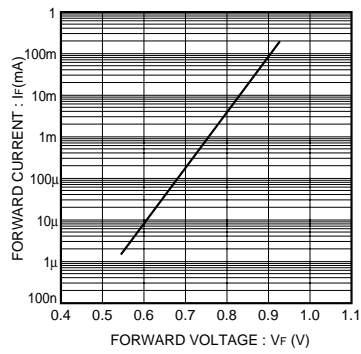


Fig. 1 Forward characteristics

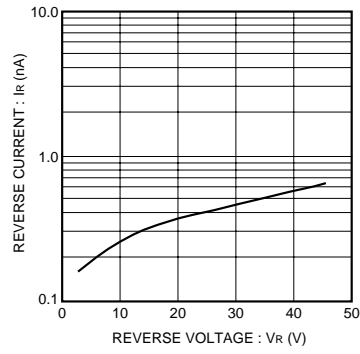


Fig. 2 Reverse characteristics

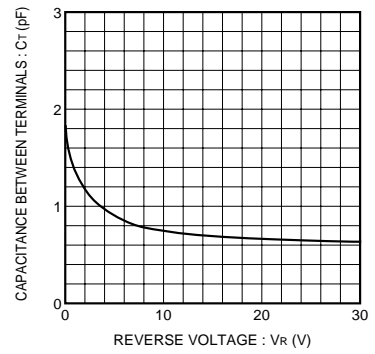


Fig. 3 Capacitance between terminals characteristics

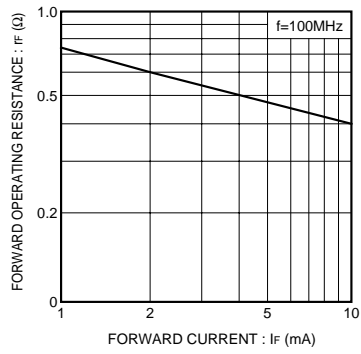


Fig. 4 Forward operating resistance characteristics