

Zener diode

FTZ5.6E

●Applications

Constant voltage control
Noise suppression on signal line

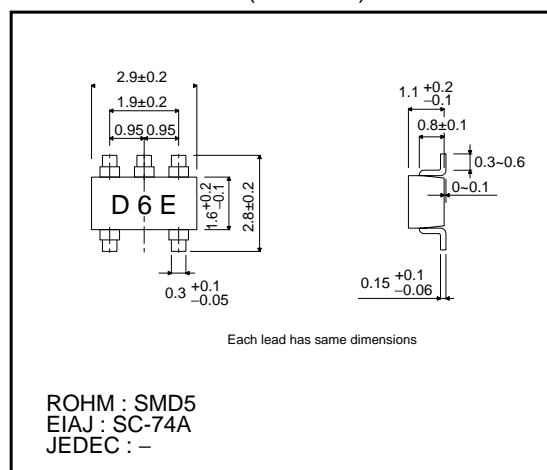
●Features

- 1) Small surface mounting type.(SMD5)
- 2) Multiple diodes with common anode configuration.
- 3) High reliability.

●Construction

Silicon epitaxial planar

●External dimensions (Units : mm)

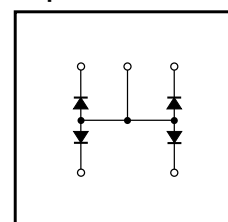


●Absolute maximum ratings (Ta=25°C)

Parameter	Symbol	Limits	Unit
Power dissipation*	P	200	mW
Junction temperature	T _J	125	°C
Storage temperature	T _{stg}	-55~+125	°C

* Total of 4 elements

●Equivalent circuit



●Electrical characteristics (Ta=25°C)

Parameter	Symbol	Min.	Typ.	Max.	Unit	Conditions
Zener voltage	V _Z	5.31	-	5.92	V	I _Z =5mA
Reverse current	I _R	-	-	1	μA	V _R =2.5V
Operating resistance	Z _Z	-	-	60	Ω	I _Z =5mA
Rising operating resistance	Z _{ZK}	-	-	200	Ω	I _Z =0.5mA

●Others

Parameter	IEC61000-4-2
Device configuration	<ul style="list-style-type: none"> • Charge / discharge capacitance : 150pF • Discharge resistance : 330Ω
Judgment contents	<ul style="list-style-type: none"> • 10 repetitions • No malfunction • Contact : ±8kV • Suspended : ±15kV

Diodes

●Electrical characteristic curve (Ta=25°C)

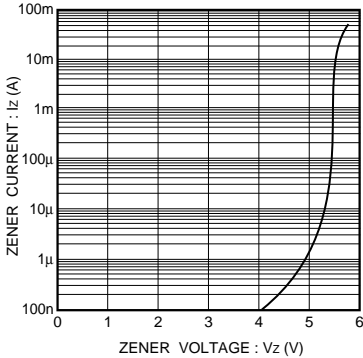


Fig.1 Zener characteristics

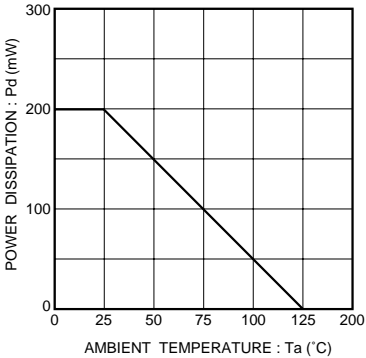


Fig.2 Derating curve