



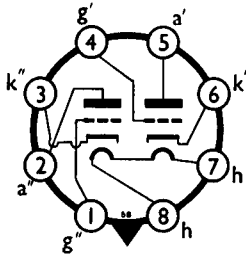
DOUBLE TRIODES INDIRECTLY HEATED

B36 B65

AUGUST, 1953

The B36 and B65 are identical apart from their heater ratings.

BASE CONNECTIONS AND VALVE DIMENSIONS



View from underside
of base.

Base : International octal.

Bulb : Tubular.

Overall length : 81—91 mm.

Seated length : 67—77 mm.

Max. dia. 34 mm.

RATING

	B36		B65	
V_h	12.6		6.3	V
I_h	0.3		0.6	A
V_{h-k}		150	max.	V
Per system				
V_a		300	max.	V
V_g for cut-off ($I_a = 10 \mu A$)		-17	approx.	V
p_a		2.5	max.	W
μ		20		
r_a	} at $V_a = 250$ $V_g = -8$	7.7		k Ω
g_m		2.6		mA/V

CAPACITANCES (of cold unscreened valve)

Ca'-g'	4.5	pF	Ca''-g''	4.5	pF
Cg'-k'	3.5	pF	Cg''-k''	3.7	pF
Ca'-k'	1.5	pF	Ca''-k''	1.2	pF
Ca'-a''	1.0	pF			

TYPICAL OPERATION

A.F. Amplifier. Class A.

Per system.

$V_a(b)$	250		250	V
V_g	-1.46		-2.52	V
V_{out}	18.5		32	V
V_{gain}	16		15.5	
I_a	6.65		5.75	mA
R_k	220		440	Ω
R_a	22		22	k Ω
D	1		2	%

MARCONI'S WIRELESS TELEGRAPH COMPANY LIMITED

Head Office: Marconi House, Chelmsford . Telephone: Chelmsford 3221 . Telegraphic Address: Expanse, Chelmsford

B36

B65

GRID RESISTOR

Under maximum rated conditions the grid-cathode D.C. resistance must not exceed 1 M Ω per system.

MOUNTING

Any position.

RETAINING

No retaining device is normally necessary.

SCREENING

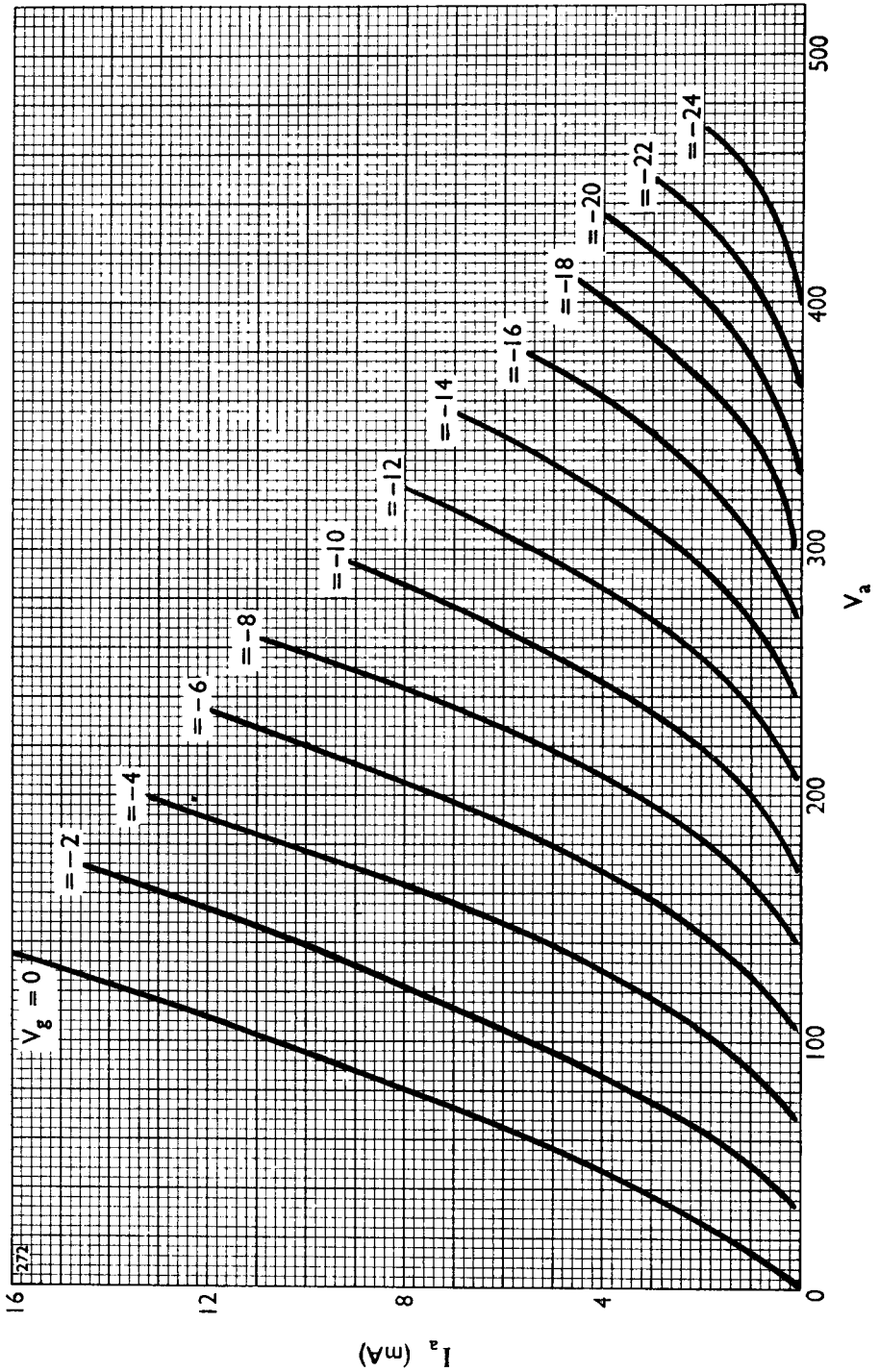
No internal or external screening is fitted to the valve. The use of an external screening can is not normally necessary.

VENTILATION

No special precautions are necessary.

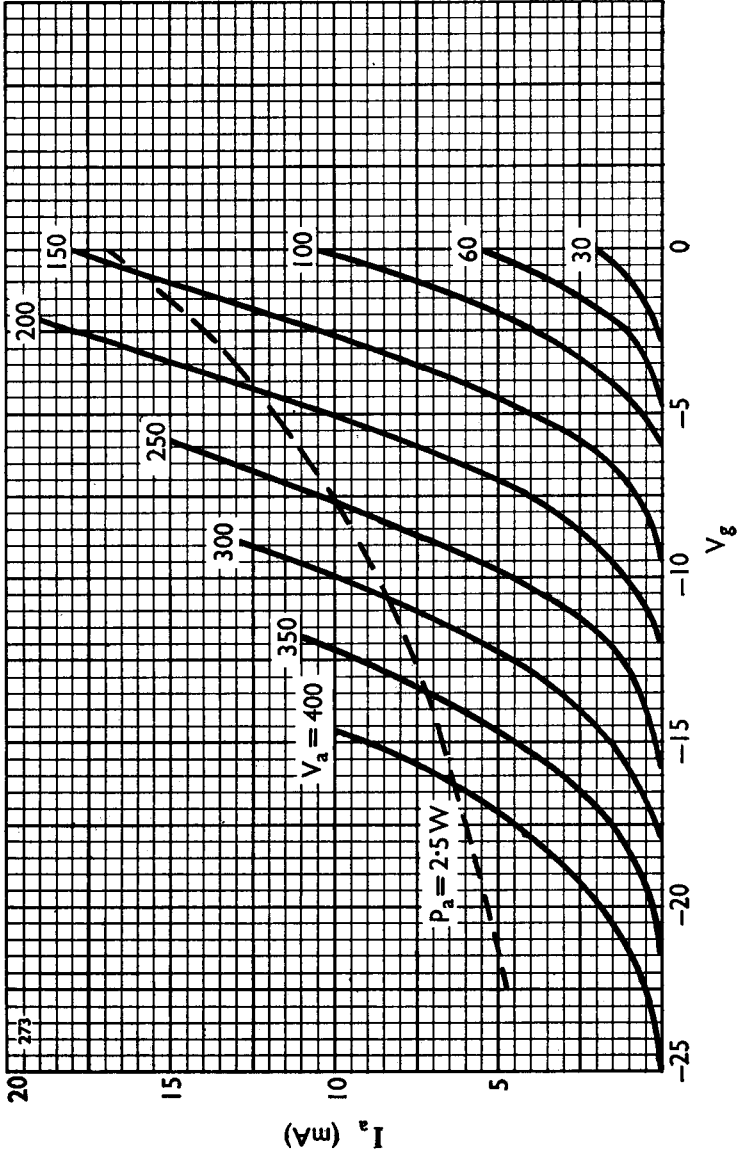
MICROPHONY

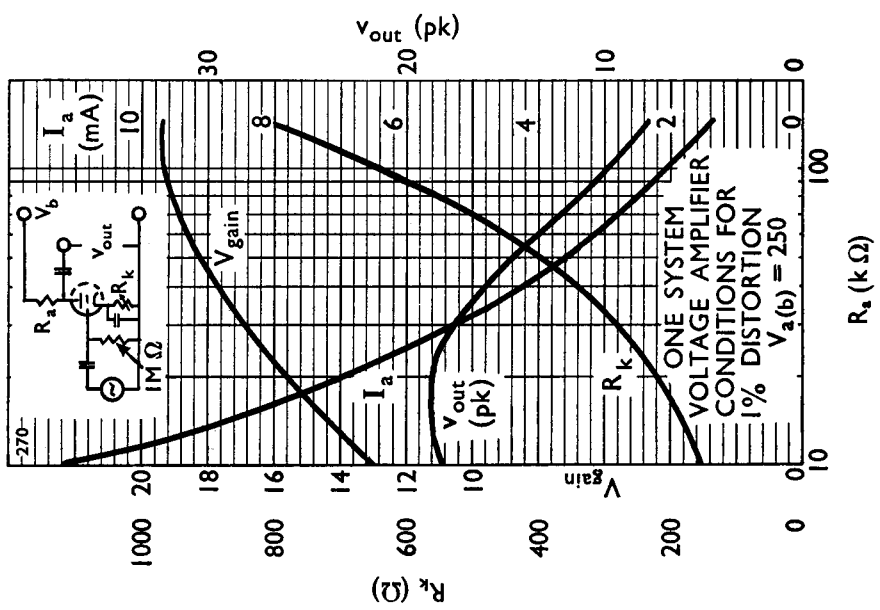
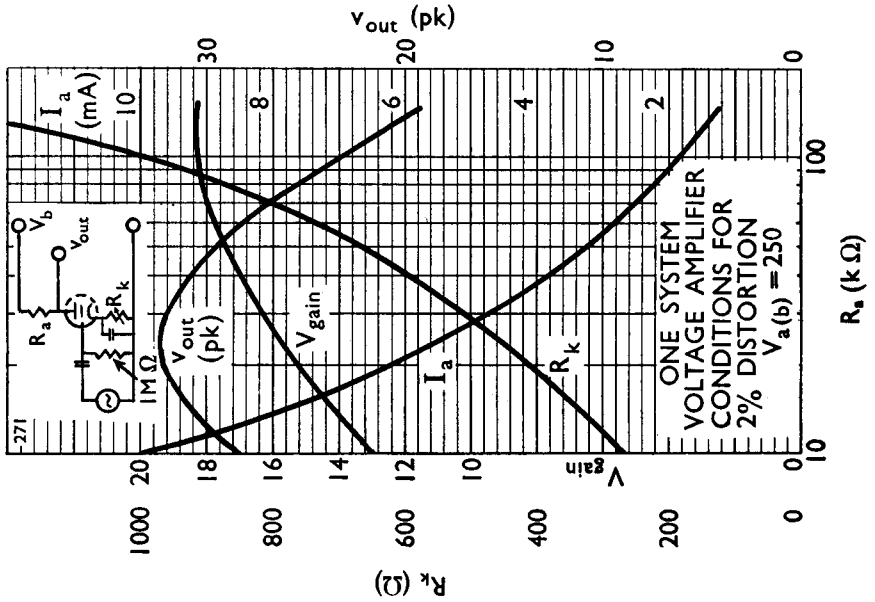
The valve is free from microphony in normal receiving applications.



B36

B65





B36

B65

