

BEST CONTACTS FOR YOUR SUCCESS



**Telegärtner**

KARL GÄRTNER GMBH

---

NETWORKING COMPONENTS

---

COAXIAL CONNECTORS

---

CABLE ASSEMBLIES

---

PRECISION TURNED PARTS

---

PLASTIC INJECTION MOULD PARTS

---

INDUSTRIAL ELECTRONICS

---



Coax

# Coaxial Cables

in bulk or as cable assembly

# Coaxial Cables in Bulk

To complement its extensive range of coaxial connectors, Telegärtner now offers a wide selection of coaxial cables for bulk buying. This means you can purchase optimally matched coaxial cables and connectors directly from a single source. You will find coaxial cables in our

range which will ideally suit your applications and demands; high-quality PTFE cables, low-cost PE cables, low loss cables, as well as conformable semi-rigid cables with high screen effectiveness.



- ➔ RG cables
- ➔ Low loss cables
- ➔ Conformable semi-rigid cables
- ➔ 50 and 75 Ohm types



- ➔ Standard length coils
- ➔ Available ex stock
- ➔ Special lengths (on request)
- ➔ Suitable for terminating with Telegärtner coaxial connectors

## Criteria for selecting suitable coaxial cables

In the cable chart opposite, you will find a multiplicity of technical parameters which should simplify selection of the right cable for your application.

### ■ Impedance 50 Ohm or 75 Ohm

For video and broadcast transmissions, 75 Ohm technology applies. For almost all other systems, 50 Ohm technology is used.

### ■ Insertion Loss (Attenuation)

Insertion loss is the ratio of input power to output power; it is an expression of the total electrical losses in a cable run. These losses are mainly dependant on the cable diameter, the dielectric material, and the transmission frequency. Low loss cables set themselves apart by their relatively good (i.e. low) attenuation values.


### ■ Screen effectiveness

The screen effectiveness is an expression of how well a cable prevents electrical energy escaping from or entering into the transmission line. To improve the screen effectiveness of cables, double braid, foil and braid, and tinned braid screens can be used.


### ■ Temperature range


Depending on the materials used in the manufacture of cables, they are suitable for operating in differing ambient temperatures. Cables with PE or PVC sheaths can be used up to approx +80° C. Cables with PTFE or FEP jackets upto approx. +200° C.


# Product Chart: Bulk Coaxial Cable


50 Ω - RG				Centre Conductor			Dielectric		Outer Conductor		Cable Sheath			Attenuation (dB / 100 m) at GHz				Power 2 GHz (W)	Screen Effective-ness (dB)	Velocity of Propagation (%)	Temperature Range (°C)		
Type	Order no.	Packing Unit (m)	Cable Group	Ø (mm)	Con-struction	Material	Ø (mm)	Material	Screen	Material	Ø (mm)	Material	Colour	1	2	3	5				min.	max.	
 Single braid	RG-178	L01000B0001	50	G3	0,30	stranded	CWS	0,87	PTFE	single	CuS	1,85	FEP	brown	163	239	299	396	34	>60	70	-55	200
	RG-316	L01000C0002	50	G7	0,51	stranded	CWS	1,52	PTFE	single	CuS	2,50	FEP	brown	91	132	163	214	76	>60	70	-55	200
	RG-174	L01000D0009	100	G7	0,48	stranded	CW	1,52	PE	single	CuZ	2,80	PVC	black	97	142	178	236	-	-	66	-20	70
	RG-58 PVC	L01000C0003	100	G1	0,90	stranded	CuZ	2,95	PE	single	CuZ	4,95	PVC	black	59	87	108	143	-	-	66	-20	70
	RG-58 PE	L01000B0004	100	G1	0,90	stranded	CuZ	2,95	PE	single	CuZ	4,95	PE	black	71	102	127	166	-	-	66	-55	85
	RG-58 PVC UL	L01020B0025	100	G1	0,93	stranded	CuZ	2,85	PE	single	CuZ	4,90	PVC	black	65	95			38		66	-40	60
	X-bend 58 PUR*	L01021B0020	100	G1	0,90	stranded	Cu	2,95	PP	single	Cu	5,40	PUR	black	63	100	135	170	-	-	-	-20	60
	RG-213	L01002B0001	100	-	2,25	stranded	Cu	7,25	PE	single	Cu	10,30	PVC	black	25	38	48	64	-	>55 (100-900 MHz)	66	-55	85


\*suitable for drag chain applications (highly flexible: up to 2 m bends)

 Double braid	RD-316	L01020D0009	50	G8	0,51	stranded	CWS	1,52	PTFE	double	CuS	2,90	FEP	brown	92	135	170	227	92	-	71	-55	200
	RG-142	L01000B0007	25	-	0,94	solid	CWS	2,95	PTFE	double	CuS	5,00	FEP	transparent	49	73	93	126	197	-	70	-40	180
	RG-223	L01001C0003	100	G5	0,90	solid	CuS	2,95	PE	double	CuS	5,40	PVC	black	48	71	89	117	-	>75 (100-900 MHz)	66	-30	70
	RG-223 LSZH	L01001E0003	100	G5	0,90	solid	CuS	2,95	PE	double	CuS	5,40	LSZH	black	49	73	91	122	-	>70 (100-900 MHz)	66	-30	70
	RG-223 weiß	L01001D0003	100	G5	0,90	solid	CuS	2,95	PE	double	CuS	5,40	PVC	white	49	73	91	122	-	>70	66	-30	70
	RG-400	L01001B0006	25	G5	1,00	stranded	CuS	2,95	PTFE	double	CuS	4,95	FEP	transparent	-	-	-	-	-	-	69	-55	200
	RG-393	L01001B0007	25	-	2,40	stranded	CuS	7,25	PTFE	double	CuS	9,90	FEP	brown	23	34	-	-	805	>80	70	-55	200
	RG-214	L01002B0000	100	-	2,25	stranded	CuS	7,25	PE	double	CuS	10,80	PVC	black	28	42	53	70	-	>75 (100-900 MHz)	66	-30	70

 Foil + braid	Low Loss 100	L01020B0026	100	G7	0,48	solid	Cu	1,5	PE	double	Tape Al-PET-Al + CuZ	2,80	FRNC	black	82,4	120	152	179	14	>90	66	-40	85
	Low Loss 195	L01020C0023	100	G1	0,95	solid	Cu	2,80	PE foam	double	Tape Al-PE-Al + CuZ	5,00	PVC	black	38	58	-	-	-	>85	80	-30	70
	Low Loss 240	L01021B0017	100	G30	1,40	solid	Cu	3,80	PE foam	double	Tape Al-PE-Al + CuZ	6,10	PVC	black	26	38	50	62	-	>90 (100-900 MHz)	84	-30	70
	Low Loss 240 FR ZH LS	L01021B0018	100	G30	1,42	solid	Cu	3,81	PE foam	double	Tape Al-PET-Al + CuZ	5,70	FR ZH LS	black	26	38	50		170	>90	84	-25	80
	Low Loss 240 flex	L01021C0005	100	G30	1,40	stranded	Cu	3,90	PE foam	double	Tape Al-PET-Al + CuZ	5,40	PE	black	30	45	56	72	53	>85 (30-1000 MHz)	80	-40	70
	Low Loss 400	L01022B0010	100	G37	2,70	solid	Cu	7,24	PE foam	double	Tape Al-PET + CuZ	10,30	PE	black	14	20	24	33	380	>90	85	-40	85

 Tinned braid	Semi Flex .85	L01030D0001	25	G11	0,51	solid	CWS	1,57	PTFE	single	CuZ	-	-	-	73	108	135	180	79	-	70	-70	200
	Semi Flex .141	L01030E0000	25	G10	0,94	solid	CuS	2,95	PTFE	single	CuZ	-	-	-	42	62	78	105	266	>130	70	-40	165

 Single braid	RG-179	L01000C0000	50	G4	0,30	stranded	CWS	1,60	PTFE	single	CuS	2,55	FEP	brown	92	131	161	209	63	>60	70	-55	200
	RG-59	L01001B0001	100	G2	0,60	solid	CW	3,70	PE	single	Cu	6,15	PVC	black	43	63	78	103	-	-	66	-40	80

 Foil + braid	0.45/2.0 -75 Ω	L01020B0024	100	G50	0,45	solid	Cu	1,95	PE foam	double	Al-plated tape + Cu	3,40	FRNC	-	62	88	109	141	-	>75	85	-40	75
	HD 0.6/2.8-75 Ω	L01020B0038	100	G41	0,60	solid	Cu	2,80	PE foam	double	Al-plated tape + CuZ	4,50	FRNC	green	36	52	64	74	-	>100	78	-30	70
	HD 0.8/3.7-75 Ω	L01021B0023	100	G39	0,80	solid	Cu	3,70	PE foam	double	Al-plated tape + CuZ	5,90	FRNC	green	28	40	50	59	-	>100	78	-30	70
	HD 1.0/4.8-75 Ω	L01021B0024	100	G51	1,00	solid	Cu	4,80	PE foam	double	Al-plated tape + CuZ	7,00	FRNC	green	23	34	43	50	-	>101	78	-30	70
	HD 1.6/7.3-75 Ω	L01022B0014	100	G48	1,60	solid	Cu	7,20	PE foam	double	Al-plated tape + CuZ	10,30	FRNC	green	16,2	25	32	38	-	>102	78	-30	70

Key: Z = tinned, Al = Aluminium, Cu = copper, CW = copper covered steel wire, S = silver-plated, FR = Flame Retardant, NC = Non-Corrosive, LS = Low Smoke, ZH = Zero Halogen, UL = Underwriter Laboratories approved

Technical changes reserved

## Cable Assemblies

Telegärtner is equipped with modern production facilities and is thus able to manufacture cable assemblies exactly in accordance with customer specifications in the shortest of lead-times. The use of high-precision equipment for preparing cables, as well as special crimp presses, ensures an efficient and reliable assemblies pro-

duction. The well-trained and experienced personnel guarantee high-quality production. Furthermore, the cable assemblies are subject to a 100% voltage and electrical continuity test. Phase-matched assemblies, as well as assemblies with individual Return Loss tests, are also available on request.




## Configuring Coaxial Cable Assemblies Online

<b>plug left side</b> order number JB1120A0112 specification sheet	<b>alignment to each other</b>	<b>plug right side</b> order number JB1120A007 specification sheet
<b>technical view</b> 		
<b>left side</b> plug series: [T] [T] plug: [T] Angle Plug <input checked="" type="checkbox"/> label left	<b>cable</b> cable type: [Low Loss 105-0929 (G1)] cable length: [10000] mm alignment to each other: [0°] <input checked="" type="checkbox"/> label middle	<b>right side</b> plug series: [T-10] plug: [T-10 Angle Plug Crimp] cable cover: [no selection] <input type="checkbox"/> only cut and stripped <input checked="" type="checkbox"/> label right
<b>inquiry informations</b> requested quantity: [0] <input type="checkbox"/> remarks <a href="#">view specification (PDF)</a> <a href="#">request specification</a>		

Using the Telegärtner online configurator, the customer can design his individual cable assembly together with connectors online. Selection can be made from over 20 different cables and 400 connector types to create one's own individual specification sheet in the form of a PDF file, which can be downloaded. The specification sheet shows the individual part number for the cable assembly, which can then be used to order directly from us. In this way, a detailed document is produced for the customer, which includes all the necessary data, and for us at Telegärtner a detailed and precise manufacturing specification, from which we can produce the assembly exactly in accordance with the customer's wishes.

- Customised cable assembly manufacture
- Short lead-time
- State-of-the-art production equipment and tooling
- Connectors and cable available ex stock
- Individual data-sheets as PDF file

[www.telegaertner.com/coaxconfig/en](http://www.telegaertner.com/coaxconfig/en)



## Universal Safety Crimping Presses SafeCrimp

The crimping presses - developed and produced by Telegärtner - incorporate an innovative mechanical safety system, which allows the use of both hands to position the item being worked during the crimping process. Should a foreign body, which is larger than a certain size (eg. a finger), be in the crimping area, the system automatically locks by means of a very reliable mechanical

device. The force exerted on the foreign body is so low that injuries are impossible. The robust, pneumatically powered table-top appliance is, therefore, ideally suitable not only for crimping processes during cable assembly, but also for a multiplicity of other crimp or press processes.



- **can be fitted with well-known and well-tried crimp and press attachments**
- **patented, mechanical safety system**
- **crimp process triggered by foot-pedal - both hands are free to position the pieces**
- **inexpensive due to the fact that additional safety devices and costly sensor technology is not necessary**
- **high press forces possible. According to model up to 10, 15, 25 and 40 kN**

Further information regarding Universal Safety Crimping Presses, can be obtained from:

Telegärtner Gerätebau GmbH  
Tel.+49 35055 682-0  
geraetebau@telegaertner.com  
www.geraetebau.telegaertner.com

Telegärtner  
Karl Gärtner GmbH

Lerchenstr. 35  
D-71144 Steinenbronn

Telefon: +49 (0) 71 57/125-200  
Telefax: +49 (0) 71 57/125-120

E-Mail: info@telegaertner.com  
Web: www.telegaertner.com

Your distributor: